



Round 3 - Phillip Island GP Circuit - September 3 & 4
SUPERBIKE - B Final

Leg 3

Date: **04/09/22**
 Event: **R27**
 Weather: **Mostly cloudy - Temp: 11.8C**
 Track: **Dry - Temp: 24.9C**

Started at: **15:34:14**
 Laps: **6**
 Starters:
 Printed at: **15:47**

PROVISIONAL CLASSIFICATION

Pos	No	Name	Class	Machine	Laps	Race Time	Behind Leader	Behind Prev	Fastest Lap	On Lap	Top Speed
1	40	Jeremy HUDDLESTONE / Tatnel Painters / Horizon Mcycles	A	Yamaha R1 1000	6	10:28.693			1:43.499	6	271
2	95	Matthew RINDEL / StayUpright / The Grinning Dingo / AMX / Woodcraft / Shoei / DeWith M-sport	C	Yamaha R1 1000	6	10:28.797	.104	.104	1:43.215	6	260
3	17A	James BERKLEY / Amazing Grazing Boards	A	BMW S RR 1000	6	10:40.974	12.281	12.177	1:45.345	4	269
4	4	Stacey VAN WETERING / ABUS / LiquiMoly	C	Aprilia RSV4 1000	6	10:44.610	15.917	3.636	1:44.901	6	267
5	81	Gary TIDD / Waterjet Solutions	C	Ducati V4R 1000	6	10:45.363	16.670	.753	1:45.120	2	253
6	47	Brad RAETHEL / Peter Stevens Motorcycles	A	Suzuki GSXR 1000	6	10:46.227	17.534	.864	1:45.812	6	273
7	98	Marcus BURNS / La Villa Wines	A	Ducati P-gale 1100	6	10:46.405	17.712	.178	1:45.580	2	255
8	7A	Shane ROBINSON / SKY LINKS	C	Suzuki GSXR 1000	6	10:47.805	19.112	1.400	1:45.556	2	265
9	666	Damian FAULDS / Huddlestone Fishing / Tatnell Painters	A	Suzuki GSXR 1000	6	10:57.996	29.303	10.191	1:47.783	2	267
10	6	Cori BOURNE / Pedders Suspension Shepparton / NBS Brake Supplies / Shepparton Service	C	Suzuki GSXR 1000	6	11:02.876	34.183	4.880	1:48.431	6	255
11	58	Andrew LEE	A	Aprilia RSV4 1000	6	11:02.994	34.301	.118	1:47.692	6	254
12	616	William DOWNIE / Bakery on Broadway	C	Suzuki GSXR 1000	6	11:03.506	34.813	.512	1:47.384	6	261
13	71	Scott CHAPMAN / Zenith Motorcycle Tours / Zenith Removals	A	Ducati P-gale 1199	6	11:03.698	35.005	.192	1:48.225	6	254
14	62	Francis DILLON / Bakery on Broadway	C		6	11:52.432	1:23.739	48.734	1:55.251	2	240
15	44	Todd TATNELL / Tatnel Painters	A	Yamaha R1 1000	6	11:58.326	1:29.633	5.894	1:56.285	6	226
DNF	90	Shane IRWIN / Moto Products / Alumalite Racing / Mild Obsession	A	BMW S RR 1000	3	6:05.598	2 Laps		1:57.978	3	241

Fastest Lap was 1:43.215 by Matthew RINDEL

Current race lap record for SBK class - 1:31.756 by Wayne MAXWELL (VIC) on a Ducati V4R set on 27/02/22

*** RACE REDUCED FROM 7 TO 6 LAPS DUE TO EARLIER TIME DELAYS ***

The results are provisional until the end of the time limit for protests and appeals.


Scott Laing
 Chief Timekeeper - Scott Laing

Tony Bolin
 Clerk of Course - Tony Bolin



COMPUTIME RACE TIMING SYSTEMS PTY LTD
www.computime.com.au

E-mail: scott@computime.com.au / Ph: 0418 17 13 17





Round 3 - Phillip Island GP Circuit - September 3 & 4
SUPERBIKE - B Final

Leg 3

Date: 04/09/22
 Event: R27
 Weather: Mostly cloudy - Temp: 11.8C
 Track: Dry - Temp: 24.9C

Started at: 15:34:14
 Laps: 6
 Starters:
 Printed at: 15:47


PROVISIONAL LAP TIMES

No	Name	Lap 1	Lap 2	Lap 3	Lap 4	Lap 5	Lap 6
4	Stacey VAN WETERING	1:53.532	1:46.873	1:46.934	1:46.311	1:46.059	1:44.901
6	Cori BOURNE	1:57.868	1:49.833	1:49.083	1:48.712	1:48.949	1:48.431
7A	Shane ROBINSON	1:55.064	1:45.556	1:45.826	1:46.292	1:47.893	1:47.174
17A	James BERKLEY	1:52.289	1:45.776	1:46.174	1:45.345	1:45.509	1:45.881
40	Jeremy HUDDLESTONE	1:50.270	1:43.862	1:43.735	1:43.790	1:43.537	1:43.499
44	Todd TATNELL	2:07.899	1:58.682	1:58.328	1:59.044	1:58.088	1:56.285
47	Brad RAETHEL	1:55.534	1:46.032	1:46.344	1:46.270	1:46.235	1:45.812
58	Andrew LEE	1:58.068	1:49.981	1:49.035	1:49.678	1:48.540	1:47.692
62	Francis DILLON	2:03.072	1:55.251	1:57.381	1:58.819	1:59.181	1:58.728
71	Scott CHAPMAN	1:58.787	1:49.981	1:49.547	1:48.610	1:48.548	1:48.225
81	Gary TIDD	1:53.446	1:45.120	1:46.273	1:45.854	1:46.915	1:47.755
90	Shane IRWIN	2:08.742	1:58.878	1:57.978			
95	Matthew RINDEL	1:50.127	1:43.551	1:44.456	1:43.857	1:43.591	1:43.215
98	Marcus BURNS	1:52.316	1:45.580	1:46.479	1:45.963	1:47.547	1:48.520
616	William DOWNIE	1:57.520	1:50.234	1:50.999	1:48.628	1:48.741	1:47.384
666	Damian FAULDS	1:56.604	1:47.783	1:48.299	1:48.294	1:48.659	1:48.357

*** RACE REDUCED FROM 7 TO 6 LAPS DUE TO EARLIER TIME DELAYS ***

The results are provisional until the end of the time limit for protests and appeals.



 Chief Timekeeper - Scott Laing


 Clerk of Course - Tony Bolin



COMPUTIME RACE TIMING SYSTEMS PTY LTD
www.computime.com.au

E-mail: scott@computime.com.au / Ph: 0418 17 13 17





Round 3 - Phillip Island GP Circuit - September 3 & 4
SUPERBIKE - B Final

Leg 3

Date: **04/09/22**
 Event: **R27**
 Weather: **Mostly cloudy - Temp: 11.8C**
 Track: **Dry - Temp: 24.9C**


Started at: **15:34:14**
 Laps: **6**
 Starters:
 Printed at: **15:47**

PROVISIONAL SPLIT TIMES

Lap	Split 1	Split 2	Split 3	Split 4	Lap Time	Spd	Lap	Split 1	Split 2	Split 3	Split 4	Lap Time	Spd
4 Stacey VAN WETERING (4th)							6	25.139	29.940	19.990	28.430	1:43.499	267
1	32.668	31.231	20.380	29.253	1:53.532	210	44 Todd TATNELL (15th)						
2	25.944	30.956	20.688	29.285	1:46.873	243	1	37.344	34.840	22.947	32.768	2:07.899	176
3	25.636	31.188	20.962	29.148	1:46.934	258	2	29.317	34.379	23.018	31.968	1:58.682	216
4	25.612	30.851	20.715	29.133	1:46.311	253	3	29.048	34.296	23.192	31.792	1:58.328	219
5	25.593	30.765	20.882	28.819	1:46.059	257	4	29.569	35.038	23.200	31.237	1:59.044	204
6	24.892	30.862	20.180	28.967	1:44.901	267	5	28.957	34.466	22.881	31.784	1:58.088	213
6 Cori BOURNE (10th)							6	28.170	33.966	22.798	31.351	1:56.285	226
1	33.709	32.677	21.382	30.100	1:57.868	199	47 Brad RAETHEL (6th)						
2	26.457	32.343	21.515	29.518	1:49.833	255	1	33.850	31.547	20.889	29.248	1:55.534	200
3	26.332	31.828	21.038	29.885	1:49.083	252	2	25.565	30.661	20.335	29.471	1:46.032	251
4	26.124	31.700	20.943	29.945	1:48.712	252	3	25.712	30.879	20.441	29.312	1:46.344	267
5	26.476	31.787	20.965	29.721	1:48.949	250	4	25.623	30.855	20.432	29.360	1:46.270	269
6	26.094	31.872	20.838	29.627	1:48.431	255	5	25.791	30.759	20.416	29.269	1:46.235	268
7A Shane ROBINSON (8th)							6	25.205	30.705	20.575	29.327	1:45.812	273
1	33.892	31.320	20.619	29.233	1:55.064	206	58 Andrew LEE (11th)						
2	25.478	30.769	20.168	29.141	1:45.556	263	1	33.791	32.909	21.271	30.097	1:58.068	192
3	25.625	30.724	20.273	29.204	1:45.826	256	2	26.508	32.431	21.398	29.644	1:49.981	243
4	25.232	31.171	20.552	29.337	1:46.292	265	3	26.938	31.372	21.262	29.463	1:49.035	221
5	25.868	31.225	20.702	30.098	1:47.893	259	4	26.069	31.589	21.155	30.865	1:49.678	241
6	25.908	31.245	20.414	29.607	1:47.174	257	5	26.759	31.323	20.725	29.733	1:48.540	242
17A James BERKLEY (3rd)							6	25.910	31.336	20.976	29.470	1:47.692	254
1	32.347	30.888	20.087	28.967	1:52.289	196	62 Francis DILLON (14th)						
2	25.474	30.393	20.410	29.499	1:45.776	264	1	35.456	34.077	22.216	31.323	2:03.072	184
3	26.127	30.507	20.521	29.019	1:46.174	263	2	28.455	33.322	22.122	31.352	1:55.251	240
4	25.591	30.400	20.347	29.007	1:45.345	269	3	28.523	34.162	22.669	32.027	1:57.381	237
5	25.409	30.221	20.426	29.453	1:45.509	268	4	29.050	34.310	23.064	32.395	1:58.819	230
6	25.888	30.533	20.263	29.197	1:45.881	263	5	29.595	34.738	22.797	32.051	1:59.181	228
40 Jeremy HUDDLESTONE (1st)							6	28.647	34.409	23.109	32.563	1:58.728	239
1	31.226	30.525	20.156	28.363	1:50.270	200	71 Scott CHAPMAN (13th)						
2	25.470	30.213	20.060	28.119	1:43.862	258	1	35.522	32.418	20.911	29.936	1:58.787	204
3	25.047	30.066	20.117	28.505	1:43.735	268	2	26.578	32.854	20.912	29.637	1:49.981	253
4	25.227	30.143	19.957	28.463	1:43.790	267	3	26.587	32.074	20.946	29.940	1:49.547	254
5	25.196	30.086	20.068	28.187	1:43.537	271							


Scott Laing
 Chief Timekeeper - Scott Laing

Tony Bolin
 Clerk of Course - Tony Bolin



COMPUTIME RACE TIMING SYSTEMS PTY LTD
www.computime.com.au

E-mail: scott@computime.com.au / Ph: 0418 17 13 17





Round 3 - Phillip Island GP Circuit - September 3 & 4
SUPERBIKE - B Final

Leg 3

Date: 04/09/22
 Event: R27
 Weather: Mostly cloudy - Temp: 11.8C
 Track: Dry - Temp: 24.9C

Started at: 15:34:14
 Laps: 6
 Starters:
 Printed at: 15:47

PROVISIONAL SPLIT TIMES

Lap	Split 1	Split 2	Split 3	Split 4	Lap Time	Spd	Lap	Split 1	Split 2	Split 3	Split 4	Lap Time	Spd
98 Marcus BURNS (7th)													
4	<u>26.279</u>	<u>31.465</u>	20.727	30.139	1:48.610	249	1	31.604	30.973	20.692	29.047	1:52.316	207
5	26.700	31.637	20.656	29.555	1:48.548	244	2	25.935	<u>30.322</u>	20.531	<u>28.792</u>	<u>1:45.580</u>	255
6	26.529	31.896	<u>20.528</u>	<u>29.272</u>	<u>1:48.225</u>	239	3	26.507	30.633	<u>20.411</u>	28.928	1:46.479	244
81 Gary TIDD (5th)													
1	32.160	31.857	20.567	28.862	1:53.446	211	4	<u>25.916</u>	30.422	20.591	29.034	1:45.963	250
2	<u>25.134</u>	<u>30.712</u>	20.471	28.803	<u>1:45.120</u>	253	5	26.228	31.050	20.749	29.520	1:47.547	237
3	26.076	31.048	<u>20.354</u>	28.795	1:46.273	244	6	26.138	32.175	20.789	29.418	1:48.520	239
4	25.806	30.867	20.408	<u>28.773</u>	1:45.854	252	616 William DOWNIE (12th)						
5	26.283	31.056	20.391	29.185	1:46.915	245	1	33.406	32.682	21.152	30.280	1:57.520	203
6	26.167	31.956	20.672	28.960	1:47.755	241	2	26.686	32.116	21.111	30.321	1:50.234	260
90 Shane IRWIN (DNF)													
1	37.709	35.177	22.687	33.169	2:08.742	205	3	27.137	33.036	20.795	30.031	1:50.999	247
2	28.909	35.168	<u>22.508</u>	32.293	1:58.878	241	4	<u>26.329</u>	31.602	20.587	30.110	1:48.628	261
3	<u>28.489</u>	<u>34.583</u>	22.720	<u>32.186</u>	<u>1:57.978</u>	240	5	26.611	31.743	20.600	29.787	1:48.741	257
6							6	26.363	<u>30.863</u>	<u>20.479</u>	<u>29.679</u>	<u>1:47.384</u>	258
95 Matthew RINDEL (2nd)													
1	30.752	30.615	19.997	28.763	1:50.127	208	1	33.503	31.561	21.240	30.300	1:56.604	213
2	25.089	30.188	19.902	28.372	1:43.551	260	2	<u>26.036</u>	31.217	20.822	29.708	<u>1:47.783</u>	267
3	<u>24.995</u>	30.748	20.246	28.467	1:44.456	258	3	26.138	31.393	21.171	<u>29.597</u>	1:48.299	265
4	25.359	30.427	<u>19.842</u>	28.229	1:43.857	258	4	26.467	31.223	20.888	29.716	1:48.294	264
5	25.140	30.259	19.995	28.197	1:43.591	257	5	26.569	31.222	20.952	29.916	1:48.659	250
6	24.997	<u>30.039</u>	20.084	<u>28.095</u>	<u>1:43.215</u>	257	6	26.407	<u>31.064</u>	<u>20.773</u>	30.113	1:48.357	263

*** RACE REDUCED FROM 7 TO 6 LAPS DUE TO EARLIER TIME DELAYS ***

The results are provisional until the end of the time limit for protests and appeals.


Scott Laing
 Chief Timekeeper - Scott Laing

Tony Bolin
 Clerk of Course - Tony Bolin



COMPUTIME RACE TIMING SYSTEMS PTY LTD
www.computime.com.au

E-mail: scott@computime.com.au / Ph: 0418 17 13 17





Round 3 - Phillip Island GP Circuit - September 3 & 4
SUPERBIKE - B Final

Leg 3

Date: 04/09/22
 Event: R27
 Weather: Mostly cloudy - Temp: 11.8C
 Track: Dry - Temp: 24.9C

Started at: 15:34:14
 Laps: 6
 Starters:
 Printed at: 15:47

PROVISIONAL FASTEST LAPS SEQUENCE


Lap	Race Pos	No	Name	Machine	Fastest Lap	On Lap
1	1	95	Matthew RINDEL	Yamaha R1 1000	1:50.127	1
2	1	95	Matthew RINDEL	Yamaha R1 1000	1:43.551	2
5	1	40	Jeremy HUDDLESTONE	Yamaha R1 1000	1:43.537	5
6	1	40	Jeremy HUDDLESTONE	Yamaha R1 1000	1:43.499	6
6	2	95	Matthew RINDEL	Yamaha R1 1000	1:43.215	6

*** RACE REDUCED FROM 7 TO 6 LAPS DUE TO EARLIER TIME DELAYS ***

The results are provisional until the end of the time limit for protests and appeals.


Scott Laing
 Chief Timekeeper - Scott Laing

Tony Bolin
 Clerk of Course - Tony Bolin



COMPUTIME RACE TIMING SYSTEMS PTY LTD
www.computime.com.au

E-mail: scott@computime.com.au / Ph: 0418 17 13 17





Round 3 - Phillip Island GP Circuit - September 3 & 4
SUPERBIKE - B Final

Leg 3

Started at: 15:34:14
 Laps: 6
 Starters:
 Printed at: 15:47

Date: 04/09/22
 Event: R27
 Weather: Mostly cloudy - Temp: 11.8C
 Track: Dry - Temp: 24.9C

PROVISIONAL LAP SHEET


No	Lap Time	Gap	No	Lap Time	Gap	No	Lap Time	Gap	No	Lap Time	Gap
Lap 1			58	1:49.981	14.371	4	1:46.311	11.993	4	1:44.901	15.917
95	1:50.127		71	1:49.981	15.090	47	1:46.270	12.523	81	1:47.755	16.670
40	1:50.270	.143	62	1:55.251	24.645	666	1:48.294	19.323	47	1:45.812	17.534
17A	1:52.289	2.162	44	1:58.682	32.903	6	1:48.712	23.839	98	1:48.520	17.712
98	1:52.316	2.189	90	1:58.878	33.942	58	1:49.678	25.105	7A	1:47.174	19.112
81	1:53.446	3.319	Lap 3			71	1:48.610	25.268	666	1:48.357	29.303
4	1:53.532	3.405	40	1:43.735		616	1:48.628	25.724	6	1:48.431	34.183
7A	1:55.064	4.937	95	1:44.456	.267	62	1:58.819	52.866	58	1:47.692	34.301
47	1:55.534	5.407	17A	1:46.174	6.372	44	1:59.044	1:02.29	616	1:47.384	34.813
666	1:56.604	6.477	98	1:46.479	6.508	Lap 5			71	1:48.225	35.005
616	1:57.520	7.393	81	1:46.273	6.972	40	1:43.537		62	1:58.728	1:23.73
6	1:57.868	7.741	7A	1:45.826	8.579	95	1:43.591	.388	44	1:56.285	1:29.63
58	1:58.068	7.941	4	1:46.934	9.472	17A	1:45.509	9.899			
71	1:58.787	8.660	47	1:46.344	10.043	81	1:46.915	12.414			
62	2:03.072	12.945	666	1:48.299	14.819	98	1:47.547	12.691			
44	2:07.899	17.772	6	1:49.083	18.917	4	1:46.059	14.515			
90	2:08.742	18.615	58	1:49.035	19.217	47	1:46.235	15.221			
			71	1:49.547	20.448	7A	1:47.893	15.437			
			616	1:50.999	20.886	666	1:48.659	24.445			
			62	1:57.381	37.837	6	1:48.949	29.251			
			44	1:58.328	47.042	58	1:48.540	30.108			
			90	1:57.978	47.731	71	1:48.548	30.279			
			Lap 4			616	1:48.741	30.928			
			40	1:43.790		62	1:59.181	1:08.51			
			95	1:43.857	.334	44	1:58.088	1:16.84			
			17A	1:45.345	7.927	Lap 6					
			98	1:45.963	8.681	40	1:43.499				
			81	1:45.854	9.036	95	1:43.215	.104			
			7A	1:46.292	11.081	17A	1:45.881	12.281			

*** RACE REDUCED FROM 7 TO 6 LAPS DUE TO EARLIER TIME DELAYS ***

The results are provisional until the end of the time limit for protests and appeals.


Scott Laing
 Chief Timekeeper - Scott Laing

Tony Bolin
 Clerk of Course - Tony Bolin



COMPUTIME RACE TIMING SYSTEMS PTY LTD
www.computime.com.au

E-mail: scott@computime.com.au / Ph: 0418 17 13 17





Round 3 - Phillip Island GP Circuit - September 3 & 4
SUPERBIKE - B Final

Leg 3

Started at: 15:34:14
 Laps: 6
 Starters:
 Printed at: 15:47

Date: 04/09/22
 Event: R27
 Weather: Mostly cloudy - Temp: 11.8C
 Track: Dry - Temp: 24.9C

PROVISIONAL LAP CHART


Name	Grid	1	2	3	4	5	6	Name
J. HUDDLESTONE	40	05	05	40	40	40	40	J. HUDDLESTONE
M. RINDEL	95	40	40	95	95	95	95	M. RINDEL
N. MCKENZIE	65A	17A	98	17A	17A	17A	17A	J. BERKLEY
G. TIDD	81	98	17A	98	98	81	4	S. VAN WETERING
J. BERKLEY	17A	81	81	81	81	98	81	G. TIDD
M. BURNS	98	4	4	7A	7A	4	47	B. RAETHEL
A. LEE	58	7A	7A	4	4	47	98	M. BURNS
W. DOWNIE	616	47	47	47	47	7A	7A	S. ROBINSON
A. PIERPOINT	4B	666	666	666	666	666	666	D. FAULDS
C. BOURNE	6	616	6	6	6	6	6	C. BOURNE
S. VAN WETERING	4	6	616	58	58	58	58	A. LEE
T. DAVIES	686	58	58	71	71	71	616	W. DOWNIE
S. CHAPMAN	71	71	71	616	616	616	71	S. CHAPMAN
F. DILLON	62	62	62	62	62	62	62	F. DILLON
D. FAULDS	666	44	44	44	44	44	44	T. TATNELL
I. GODWIN	66	90	90	90				S. IRWIN
T. TATNELL	44							
S. ROBINSON	7A							
B. RAETHEL	47							

*** RACE REDUCED FROM 7 TO 6 LAPS DUE TO EARLIER TIME DELAYS ***

The results are provisional until the end of the time limit for protests and appeals.


Scott Laing
 Chief Timekeeper - Scott Laing

Tony Bolin
 Clerk of Course - Tony Bolin



COMPUTIME RACE TIMING SYSTEMS PTY LTD
www.computime.com.au

E-mail: scott@computime.com.au / Ph: 0418 17 13 17





Round 3 - Phillip Island GP Circuit - September 3 & 4
SUPERBIKE - B Final

Leg 3

Date: **04/09/22**
 Event: **R27**
 Weather: **Mostly cloudy - Temp: 11.8C**
 Track: **Dry - Temp: 24.9C**

Started at: **15:34:14**
 Laps: **6**
 Starters:
 Printed at: **15:47**

PROVISIONAL BEST PARTIAL TIMES

Pos	Split 1		Split 2		Split 3		Split 4		LAP		Ideal	Fastest
	Name	Time	Name	Time	Name	Time	Name	Time	Name	Time		
1	S. VAN WETE	24.892	J. HUDDLEST	29.940	M. RINDEL	19.842	M. RINDEL	28.095	M. RINDEL	1:42.971	1:43.215	
2	M. RINDEL	24.995	M. RINDEL	30.039	J. HUDDLEST	19.957	J. HUDDLEST	28.119	J. HUDDLEST	1:43.063	1:43.499	
3	J. HUDDLEST	25.047	J. BERKLEY	30.221	J. BERKLEY	20.087	G. TIDD	28.773	S. VAN WETE	1:44.656	1:44.901	
4	G. TIDD	25.134	M. BURNS	30.322	S. ROBINSON	20.168	M. BURNS	28.792	J. BERKLEY	1:44.684	1:45.345	
5	B. RAETHEL	25.205	B. RAETHEL	30.661	S. VAN WETE	20.180	S. VAN WETE	28.819	G. TIDD	1:44.973	1:45.120	
6	S. ROBINSON	25.232	G. TIDD	30.712	B. RAETHEL	20.335	J. BERKLEY	28.967	S. ROBINSON	1:45.265	1:45.556	
7	J. BERKLEY	25.409	S. ROBINSON	30.724	G. TIDD	20.354	S. ROBINSON	29.141	M. BURNS	1:45.441	1:45.580	
8	A. LEE	25.910	S. VAN WETE	30.765	M. BURNS	20.411	B. RAETHEL	29.248	B. RAETHEL	1:45.449	1:45.812	
9	M. BURNS	25.916	W. DOWNIE	30.863	W. DOWNIE	20.479	S. CHAPMAN	29.272	W. DOWNIE	1:47.350	1:47.384	
10	D. FAULDS	26.036	D. FAULDS	31.064	S. CHAPMAN	20.528	A. LEE	29.463	A. LEE	1:47.421	1:47.692	
11	C. BOURNE	26.094	A. LEE	31.323	A. LEE	20.725	C. BOURNE	29.518	D. FAULDS	1:47.470	1:47.783	
12	S. CHAPMAN	26.279	S. CHAPMAN	31.465	D. FAULDS	20.773	D. FAULDS	29.597	S. CHAPMAN	1:47.544	1:48.225	
13	W. DOWNIE	26.329	C. BOURNE	31.700	C. BOURNE	20.838	W. DOWNIE	29.679	C. BOURNE	1:48.150	1:48.431	
14	T. TATNELL	28.170	F. DILLON	33.322	F. DILLON	22.122	T. TATNELL	31.237	F. DILLON	1:55.222	1:55.251	
15	F. DILLON	28.455	T. TATNELL	33.966	S. IRWIN	22.508	F. DILLON	31.323	T. TATNELL	1:56.171	1:56.285	
16	S. IRWIN	28.489	S. IRWIN	34.583	T. TATNELL	22.798	S. IRWIN	32.186	S. IRWIN	1:57.766	1:57.978	

*** RACE REDUCED FROM 7 TO 6 LAPS DUE TO EARLIER TIME DELAYS ***

The results are provisional until the end of the time limit for protests and appeals.

Scott Laing
 Chief Timekeeper - Scott Laing

Tony Bolin
 Clerk of Course - Tony Bolin



COMPUTIME RACE TIMING SYSTEMS PTY LTD
www.computime.com.au

E-mail: scott@computime.com.au / Ph: 0418 17 13 17

